



26th Men's Handball African Cup Of Nations

Egypt 2024
Perliminary Round



Fast Result Statistics

Match No: 22

Ref: /

Date: 21-1-2024

Time : 15:00

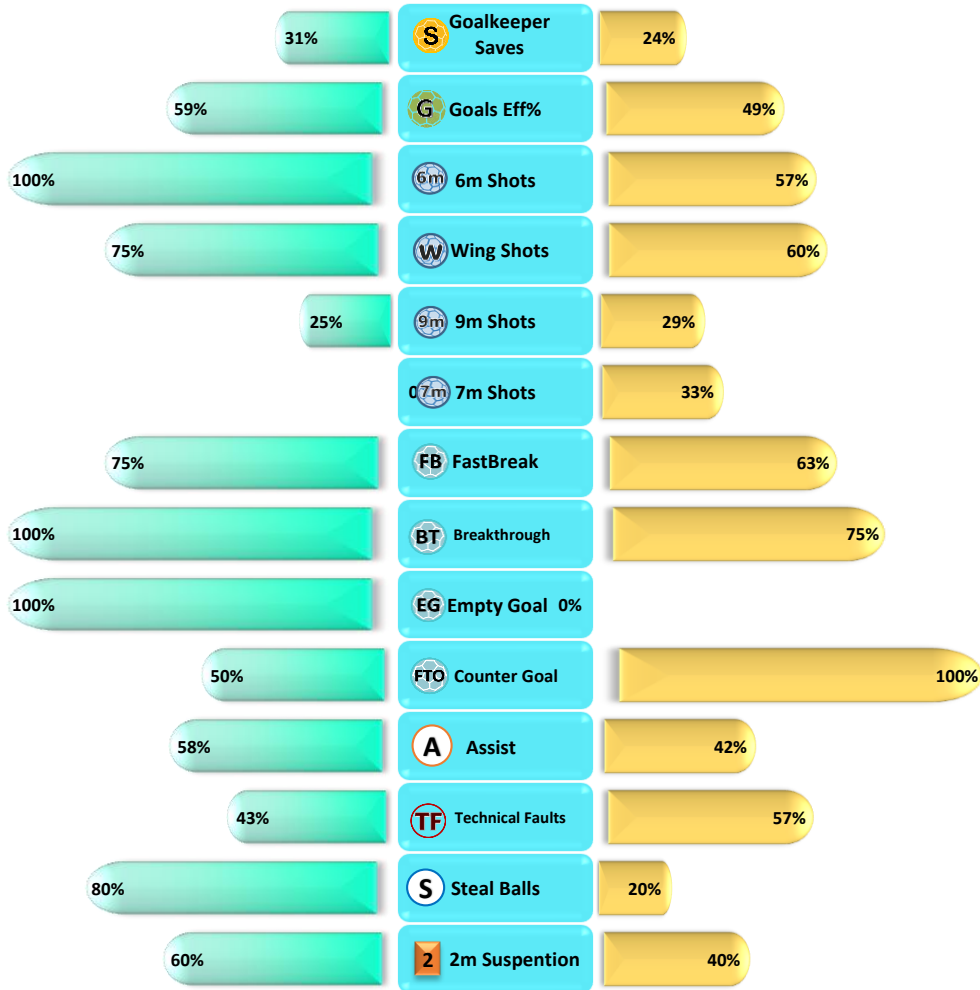
City : Cairo



Cap Vert 29 vs 22 Rd Congo
(16 - 11) (13 - 11)

Cap Vert

Rd Congo





26th Men's Handball African Cup Of Nations

Egypt 2024
Perliminary Round



Match Team Statistics

Date: 21-1-2024

Match No: 22

Time: 15:00

Ref: /



Attendance: 1200

Cap Vert



Cap Vert 29 VS 22 Rd Congo

(16 - 11) (13 - 11)

| No. | Players | Shots | | | | | | | | | | Offence | | | Defense | | | Penalties | | | | Efficiency Degree +/- | Eff % |
|------------|--------------------|-------|------|-----|-----|------|----|------|-----|-----|-----|---------|----|----|---------|----|-----|-----------|----|----|----|-----------------------|--------|
| | | G/S | % | 6m | W | 9m | 7m | FB | BT | EG | FTO | A | 7m | TF | S | BS | 7mC | YC | 2M | RC | BC | | |
| 3 | PINA DELCIO | 3/8 | 38 | | | 0/5 | | 1/1 | 2/2 | | | | | | | 1 | | | | | | 1.33 | 66.7 |
| 4 | SANTOS IVO | | | | | | | | | | | | | | | | | 1 | | | | 0.00 | 0.0 |
| 5 | ARAUJO EDMILSON | 3/7 | 42.9 | 1/1 | | 1/4 | | 0/1 | | 1/1 | | | 2 | 1 | 3 | 2 | 1 | | 1 | | | 1.00 | 50.0 |
| 6 | SEMEDO LEANDRO | 2/7 | 28.6 | 1/1 | | 1/5 | | | | | | 0/1 | 2 | | 3 | | | | 1 | | | 0.85 | 42.3 |
| 7 | FORTES FLAVIO | 0/1 | 0 | | 0/1 | | | | | | | | | | | | | | | | | 1.00 | 50.0 |
| 10 | LANDIM BRUNO | 4/5 | 80 | | | 1/2 | | 2/2 | 1/1 | | | | 2 | | 2 | | 1 | 1 | | | | 1.00 | 50.0 |
| 12 | FERNANDES ELCIO | | | | | | | | | | | | | | | | | | | | | | |
| 13 | MORENO PAULO | 4/4 | 100 | 3/3 | | | | 1/1 | | | | | | 1 | 1 | | 1 | 1 | | | | 1.13 | 56.3 |
| 14 | PEREIRA ALEXANDRE | 2/3 | 66.7 | | | 1/1 | | 1/2 | | | | | | | | | | | | | | 1.67 | 83.3 |
| 16 | GONCALVES EDMILSON | | | | | | | | | | | | | | | | | | | | | | |
| 17 | ANDRADE RAFAEL | 0/1 | 0 | | | 0/1 | | | | | | | | | | 2 | 2 | | | | | 0.60 | 30.0 |
| 19 | FURTADO ADMILSON | 6/7 | 85.7 | | 2/2 | | | 3/4 | | 1/1 | | | | | 1 | | 1 | | | | | 1.44 | 72.2 |
| 29 | LANDIM FELISBERTO | 1/1 | 100 | 1/1 | | | | | | | | | | | | | | | | | | 2.00 | 100.0 |
| 30 | SEMEDO ELLEDY | 1/2 | 50 | | | 1/2 | | | | | | | 1 | | 2 | | | | | | | 0.80 | 40.0 |
| 44 | FURTADO GUALTHER | | | | | | | | | | | | | | | | | | | | | | |
| 88 | PINA NELSON | 3/3 | 100 | 1/1 | 1/1 | | | 1/1 | | | | | | | | | | | | | | 2.00 | 100.0 |
| Bench/Team | | | | | | | | | | | | | | | | | | 1 | | | | - | - |
| Total | | 29/49 | 59.2 | 7/7 | 3/4 | 5/20 | | 9/12 | 3/3 | 1/1 | 1/2 | 7 | | 10 | 4 | 5 | 6 | 3 | 3 | | | 1.08 | 54.023 |

| NO. | Goalkeepers | Total shots | | 6m shots | | Wing shots | | 9m shots | | 7m shots | | Fastbreak | | Breakthroughs | | Fast Throw-Off | |
|----------------|--------------------|-------------|------|----------|----|------------|----|----------|----|----------|------|-----------|------|---------------|---|----------------|---|
| | | S/S | % | S/S | % | S/S | % | S/S | % | S/S | % | S/S | % | S/S | % | S/S | % |
| 12 | FERNANDES ELCIO | 10/32 | 31.3 | 1/5 | 20 | 2/5 | 40 | 1/5 | 20 | 4/6 | 66.7 | 2/7 | 28.6 | 0/3 | 0 | 0/1 | 0 |
| 16 | GONCALVES EDMILSON | | | | | | | | | | | | | | | | |
| 0 | | | | | | | | | | | | | | | | | |
| Empty net goal | | | | | | | | | | | | | | | | | |
| Total | | 10/32 | 31 | 1/5 | 20 | 2/5 | 40 | 1/5 | 20 | 4/6 | 66.7 | 2/7 | 28.6 | 0/3 | 0 | 0/1 | 0 |

| Team Shots | Goals G | | | Saved S | Missed M | Post P | Blocked B | Total | % |
|--------------------|---------|----|----|---------|----------|--------|-----------|--------|-------------|
| | 6m | 7m | 9m | | | | | | |
| 6m Shots | 7 | | | | | | | 7 | 100 |
| 6 L 6 C 6 R | 3 | 2 | 2 | | | | | 3 2 2 | 100 100 100 |
| Wing Shots | 3 | | | 1 | | | | 4 | 75 |
| L w R w | 1 | | 2 | | 1 | | | 1 | 3 100 67 |
| 9m Shots | 5 | | | 4 | 7 | | 4 | 20 | 25 |
| 9 L 9 C 9 R | 1 | 2 | 2 | 1 | 3 | | 1 3 | 5 13 2 | 20 15 100 |
| 7m Shots | | | | | | | N/A | 0 | 0 |
| FB Fast Breaks | 9 | | | 3 | | | | 12 | 75 |
| BT Breakthroughs | 3 | | | | | | | 3 | 100 |
| EG Empty Net Goals | 1 | | | N/A | | | | 1 | 100 |
| FTO Fast Throw-off | 1 | | | 1 | | | | 2 | 50 |
| Totals | 29 | | | 9 | 7 | 0 | 4 | 49 | 59 |

Legend:

- G/S Goals/shots
- 7m 7 metre shots
- R7m Receive 7 metre shots
- YC Yellow Card
- L Left Shots
- % Efficiency
- FB FastBreaks
- TF Technical Faults /Turn Over
- 2m 2Minute suspensions
- C Center Shots
- 6m 6 metre shots
- BT Breakthroughs
- ST Steals
- RC Red Card
- R Right Shots
- wing wing shots
- EG Empty Goal
- BS Blocked Shots
- BC Blue Card
- FTO Fast Throw-off
- 9m 9 metre shots
- AS Assists
- 7mC 7 metre Caused
- S/S Saves/Shots
- N/A Not Applicable

Eff Deg +/- : The result of apply a mathematical algorithm that takes into account positive and negative situations depends on the balance of appreciation of the situations.
 Eff % : Percentage of Efficiency based on the positive and negative attitudes of the player





Match Team Statistics

Match No: 22

Ref: /

Date: 21-1-2024

Time: 15:00

Attendance: 1200

Cap Vert 29 VS 22 **Rd Congo**
 (16 - 11) (13 - 11)

Cap Vert

Shots Distribution

Players

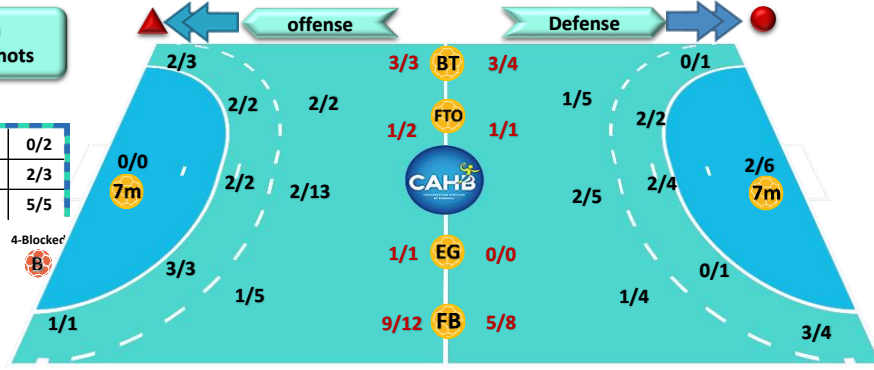
Goals / Shots

| | | | | | |
|-----------------------------|-------------------------|-----------------------------|------------------------------|--------------------------|----------------------------|
| 3 PINA DELCIO | 4 SANTOS IVO | 5 ARAUJO EDMILSON | 6 SEMEDO LEANDRO | 7 FORTES FLAVIO | 10 LANDIM BRUNO |
| 2/2 | | 1/1 0/1 | 1/2 | 0/1 | 1/1 0/1 |
| 3-missed | 2-Blocked | 2-missed | 1-Blocked | 2-missed | |
| | | | | | |
| 12 FERNANDES ELCIO | 13 MORENO PAULO | 14 PEREIRA ALEXANDRE | 16 GONCALVES EDMILSON | 17 ANDRADE RAFAEL | 19 FURTADO ADMILSON |
| | 1/1 | 0/1 | | | 1/1 |
| | 1/1 | 1/1 | | | 1/1 |
| | 2/2 | 1/1 | | | 1/2 2/2 1/1 |
| | | | | 1-Blocked | |
| 29 LANDIM FELISBERTO | 30 SEMEDO ELLEDY | 44 FURTADO GUALTHER | 88 PINA NELSON | | |
| | 0/1 | | | | |
| | 1/1 | | 3/3 | | |

Goalkeepers Saves / Shots

Team Goals / Shots

| | |
|----------|-----------|
| 3/4 | 0/2 |
| 5/7 | 1/1 |
| 10/12 | 3/4 |
| 7-missed | 4-Blocker |



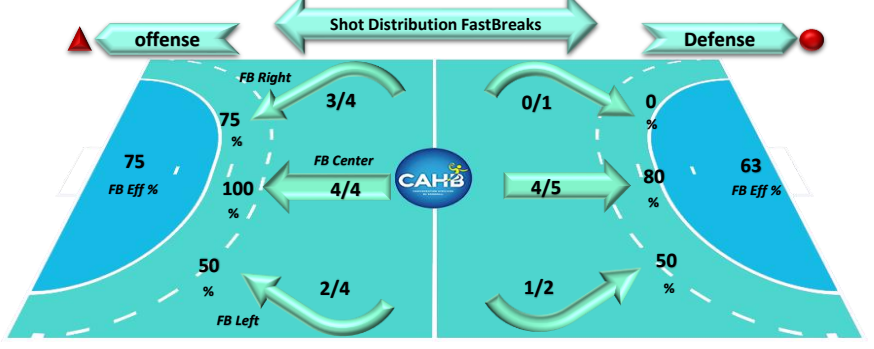
| | | |
|----------|------------|-----|
| 0/3 | 0/1 | 0/1 |
| 2/6 | 1/1 | 3/4 |
| 2/4 | 1/5 | 1/7 |
| 10-saves | 22-R.Goals | |

12 FERNANDES ELCIO

| | | |
|----------|------------|-----|
| 0/3 | 0/1 | 0/1 |
| 2/6 | 1/1 | 3/4 |
| 2/4 | 1/5 | 1/7 |
| 10-saves | 22-R.Goals | |

16 GONCALVES EDMILSON

| | | |
|---|--|--|
| | | |
| | | |
| | | |
| 0 | | |



Overview Performance Statistics

Match No: 22

Ref: /

Date: 21-1-2024

Time : 15:00

Attendance 1200



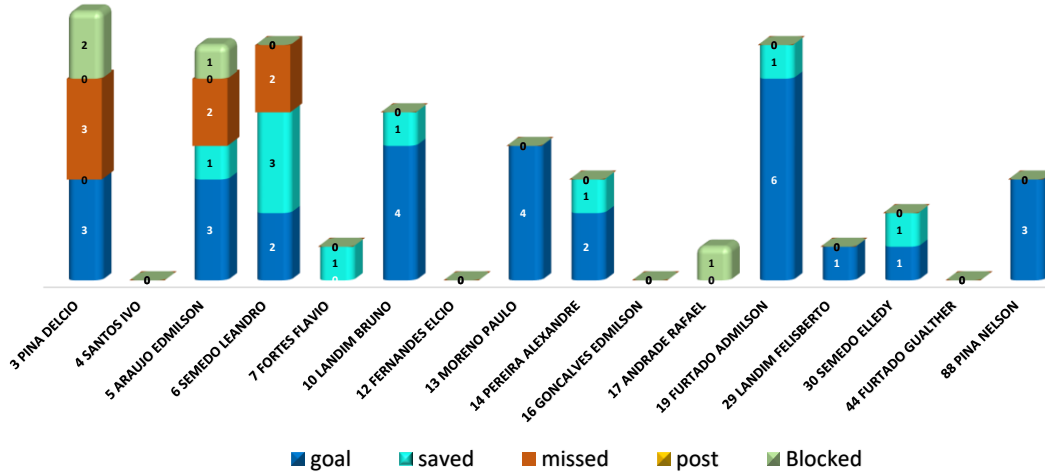
Cap Vert 29 VS 22 Rd Congo

(16 - 11) (13 - 11)

Cap Vert



Shots Results
Individual Performance

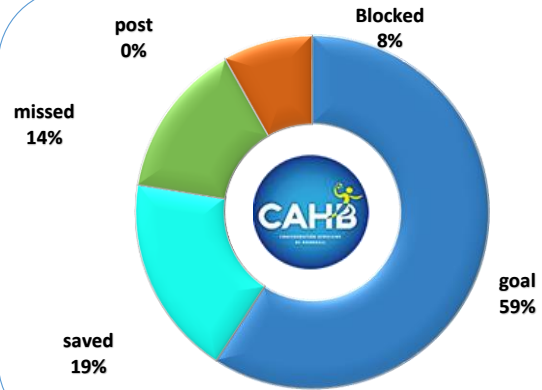


Goalkeepers Saves /Goals



| Goalkeepers | Receive Goals | saves | Efficiency % |
|-------------|---------------|-------|--------------|
| Cap Vert | 22 | 10 | 31 |

Shots Results



| Cap Vert | Goals | Failed Shots | Efficiency % |
|----------------------|-------|--------------|--------------|
| Offense Positional % | 19 | 16 | 54 |
| Counter Goal % | 1 | 1 | 50 |
| FastBreak % | 9 | 3 | 75 |

Offense Positional Eff %



Counter Goal Eff %



FastBreak Eff %



Match Team Statistics

Date : 21-1-2024

Match No: 22

time : 15:00

Ref: /



Attendance : 1200

Rd Congo

Cap Vert 29 VS 22 Rd Congo

(16 - 11) (13 - 11)

| No. | Players Name | Shots | | | | | | | | | | Offence | | | Defense | | | Penalties | | | | Efficiency Degree +/- | Eff % |
|------------|-------------------------|-------|------|-----|------|------|-----|-----|-----|-----|-----|---------|----|----|---------|----|-----|-----------|----|----|----|-----------------------|-------|
| | | G/S | % | 6m | Wing | 9m | 7m | FB | BT | EG | FTO | AS | 7m | TF | S | BS | 7mC | YC | 2M | RC | BC | | |
| 3 | EYANGA SIMOKETO B | 1/3 | 33.3 | | | 0/2 | | 1/1 | | | | | | | | | | | | | | 1.33 | 66.7 |
| 4 | YAZHOZA M CHRISTIAN | 0/1 | 0 | | | | | | | 0/1 | | | | | | | | 1 | | | | 0.75 | 37.5 |
| 5 | NYEMBO GABRIEL | 2/5 | 40 | 1/4 | | | | 1/1 | | | | 1 | 2 | 1 | 2 | | | | | | | 1.00 | 50.0 |
| 6 | NYOKAS OLIVIER | 2/6 | 33.3 | | | 2/6 | | | | | | 1 | 1 | 4 | | | | | | | | 0.83 | 41.7 |
| 8 | RANDRIANTSEHENO MARIUS | 3/5 | 60 | 1/1 | | 0/2 | | 1/1 | 1/1 | | | 1 | 2 | 1 | | | | | | | | 1.22 | 61.1 |
| 9 | BOUTY G ZEPHIRIN | 3/6 | 50 | | | 2/4 | 1/1 | 0/1 | | | | 3 | 1 | 1 | | | | 1 | | | | 1.08 | 54.2 |
| 10 | NGOULO QENTIN ANDRE | | | | | | | | | | | | | | | | | | | | | | |
| 11 | NGANDO O ADAM | 1/1 | 100 | | | | | | 1/1 | | | | | | | | | | | | | 2.00 | 100.0 |
| 12 | TSHIMANGA KARL | | | | | | | | | | | | | | | | | | | | | | |
| 15 | MVUMBI GAUTHIER | | | | | | | | | | | | | | | | | | | | | | |
| 16 | MANGOBA M PRINCE J | | | | | | | | | | | | | | | | | | | | | | |
| 17 | KIANGEBENI K JOHAN | 1/3 | 33.3 | | 0/1 | | 1/2 | | | | | | | | | | | | | | | 1.33 | 66.7 |
| 22 | BEAUREGARD M FREDERIC | | | | | | | | | | | | | | | | | | | | | | |
| 26 | LUFUANITU TAHU | 5/5 | 100 | | 3/3 | | | 1/1 | 1/1 | | | | | | | | | | | | | 2.00 | 100.0 |
| 68 | TCHITOMBI AURELIEN M | 4/8 | 50 | 2/2 | | 0/2 | 1/3 | | | 1/1 | | 1 | 5 | | | | | | | | | 0.93 | 46.4 |
| 75 | CORNEIL OLIVIER STEEVEN | 0/2 | 0 | | 0/1 | | 0/1 | | | | | | | | | | | | 1 | | | 0.67 | 33.3 |
| Bench/Team | | | | | | | | | | | | | | | | | | | | | | | |
| Total | | 22/45 | 48.9 | 4/7 | 3/5 | 4/14 | 2/6 | 5/8 | 3/4 | | 1/1 | 5 | 6 | 13 | 1 | 4 | | | 2 | 1 | | 1.08 | 53.9 |

| Goalkeepers | total shots | 6m shots | Wing shots | 9m shots | 7m shots | Fastbreak | Breakthroughs | Fast Throw-Off | | | | | | | | | |
|----------------|--------------------|----------|------------|----------|----------|-----------|---------------|----------------|------|-----|---|------|------|-----|---|-----|-----|
| NO. | Name | S/S | % | S/S | % | S/S | % | S/S | % | S/S | % | S/S | % | S/S | % | | |
| 12 | TSHIMANGA KARL | 8/28 | 29 | 0/5 | 0 | 1/3 | 33.3 | 3/7 | 42.9 | | | 3/9 | 33.3 | 0/3 | 0 | 1/1 | 100 |
| 16 | MANGOBA M PRINCE J | 1/9 | 11 | 0/2 | 0 | 0/1 | 0 | 1/2 | 50 | | | 0/3 | 0 | | | 0/1 | 0 |
| 0 | | | | | | | | | | | | | | | | | |
| Empty net goal | | 1 | | | | | | | | | | | | | | | |
| Total | | 9/38 | 24 | 0/7 | 0 | 1/4 | 25 | 4/9 | 44.4 | | | 3/12 | 25 | 0/3 | 0 | 1/2 | 50 |

| Team Shots | Goals G | Saved S | Missed M | Post P | Blocked B | Total | % |
|--------------------|---------|---------|----------|--------|-----------|-------|----------|
| 6m Shots | 4 | 1 | | 2 | | 7 | 57 |
| 6 L 6 C 6 R | 2 2 | 1 | | 1 1 | | 2 4 1 | 100 50 0 |
| Wing Shots | 3 | 2 | | | | 5 | 60 |
| L w R w | | 3 1 | 1 | | | 1 4 0 | 75 |
| 9m Shots | 4 | 1 | 3 | 1 | 5 | 14 | 29 |
| 9 L 9 C 9 R | 1 2 1 | 1 | 2 1 | 1 | 2 1 2 | 5 5 4 | 20 40 25 |
| 7m Shots | 2 | 4 | | | N/A | 6 | 33 |
| FB Fast Breaks | 5 | 2 | | 1 | | 8 | 63 |
| BT Breakthroughs | 3 | | | 1 | | 4 | 75 |
| EG Empty Net Goals | | N/A | | | | 0 | 0 |
| FTO Fast Throw-off | 1 | | | | | 1 | 100 |
| Totals | 22 | 10 | 3 | 5 | 5 | 45 | 49 |

Legend :

| | | | | | | | | | |
|-----|-----------------------|----|-----------------------------|----|---------------|------|---------------|-----|----------------|
| G/S | Goals/shots | % | Efficiency | 6m | 6 metre shots | wing | wing shots | 9m | 9 metre shots |
| 7m | 7 metre shots | FB | FastBreaks | BT | Breakthroughs | EG | Empty Goal | AS | Assists |
| R7m | Receive 7 metre shots | TF | Technical Faults /Turn Over | ST | Steals | BS | Blocked Shots | 7mC | 7 metre Caused |
| YC | Yellow Card | 2m | 2Minute suspensions | RC | Red Card | BC | Blue Card | S/S | Saves/Shots |

Eff Deg +/- :The result of apply a mathematical algorithm that takes into account positive and negative situations depends on the balance of appreciation of the situations.
 Eff % : Percentage of Efficiency based on the positive and negative attitudes of the player

Match Team Statistics

Match No: 22

Ref: /

Date: 21-1-2024

Time: 15:00

Attendance: 1200

29 vs 22
 (16 - 11) (13 - 11)

Rd Congo



Shots Distribution

Players

Goals / Shots

| | | | | | |
|----------------------------|-----------------------------|------------------------------|-------------------------------|----------------------------|------------------------------|
| 3 EYANGA SIMOKETO B | 4 YAHOZA M CHRISTIAN | 5 NYEMBO GABRIEL | 6 NYOKAS OLIVIER | 8 RANDRIANTSEHENO M | 9 BOUTY G ZEPHIRIN |
| 1/1 | | 0/1 | 1/1 | 1/1 | 1/1 |
| 1/1 | | 1/1 | 0/1 | 1/1 | 1/1 |
| 1-missed (M) | 1-Blocked (B) | 1-post (P) | 2-post (P) | 1-post (P) 2-Blocked (B) | 1-missed (M) 1-Blocked (B) |
| 10 NGOULO QENTIN AN | 11 NGANDO O ADAM | 12 TSHIMANGA KARL | 15 MVUMBI GAUTHIER | 16 MANGOBA M PRINCI | 17 KIANGEBENI K JOHAN |
| | 1/1 | | | | 0/1 |
| | | | | | 0/1 |
| | | | | | 1/1 |
| 22 BEAUREGARD M FRE | 26 LUFUANITU TAHU | 68 TCHITOMBI AURELIEI | 75 CORNEIL OLIVIER STE | | |
| | 2/2 | 1/1 | | | |
| | 1/1 | 0/1 | 0/1 | | |
| | | 0/2 | 2/2 | 0/1 | |
| | | 1/1 | | | |

Team Goals / Shots

| | | |
|-----|-----|-----|
| 3/3 | 1/1 | 1/1 |
| 4/6 | 0/1 | 1/4 |
| 2/4 | 4/5 | 6/7 |

3-missed (M) 5-post (P) 5-Blocked (B)



Goalkeepers Saves / Shots

| | |
|------|-----|
| 1/4 | 2/2 |
| 2/7 | 0/1 |
| 2/12 | 1/4 |

9-saves (S) 29-R.Goals (G)

12 TSHIMANGA KARL

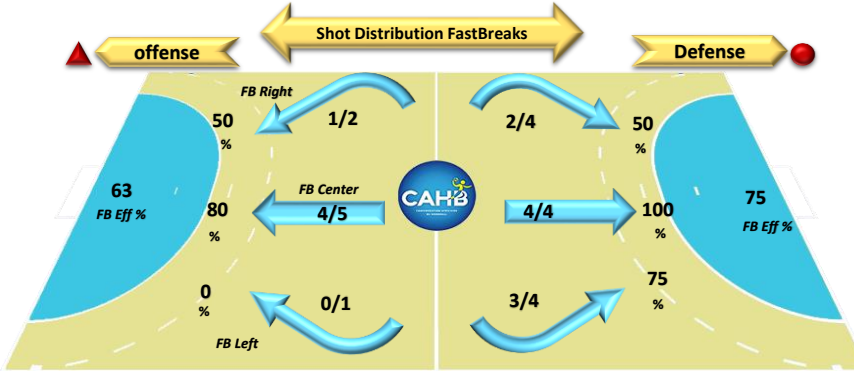
| | |
|------|-----|
| 0/3 | 2/2 |
| 2/5 | 1/3 |
| 2/10 | 0/3 |

8-saves (S) 20-R.Goals (G)

16 MANGOBA M PRINCI

| | |
|-----|-----|
| 1/1 | |
| 0/2 | |
| 0/2 | 0/2 |

1-saves (S) 8-R.Goals (G)



Overview Performance Statistics

Match No: 22

Ref: /

Date: 21-1-2024

Time: 15:00

Attendance: 1200



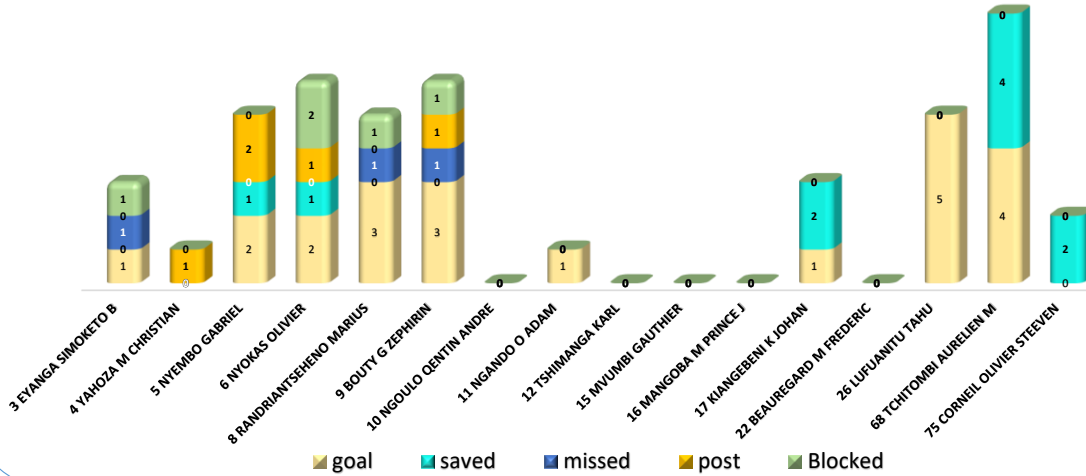
Cap Vert 29 VS 22 Rd Congo

(16 - 11) (13 - 11)

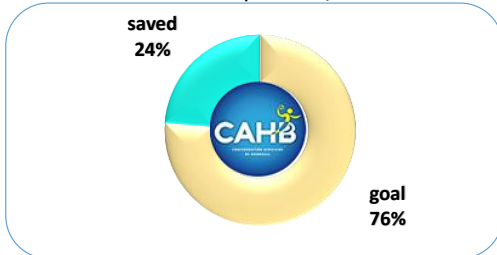
Rd Congo



Shots Results
Individual Performance

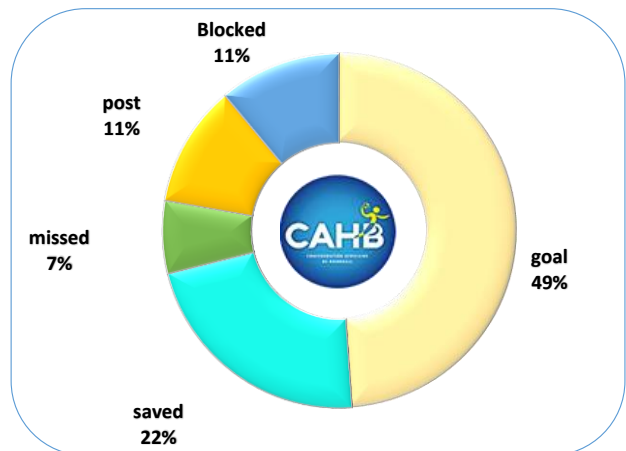


Goalkeepers Saves /Goals




| Goalkeepers | Receive Goals | saves | Efficiency % |
|-------------|---------------|-------|--------------|
| Rd Congo | 29 | 9 | 24 |

Shots Results



| Rd Congo | Goals | Failed Shots | Efficiency % |
|----------------------|-------|--------------|--------------|
| Offense Positional % | 16 | 20 | 44 |
| Counter Goal % | 1 | 0 | 100 |
| FastBreak % | 5 | 3 | 63 |

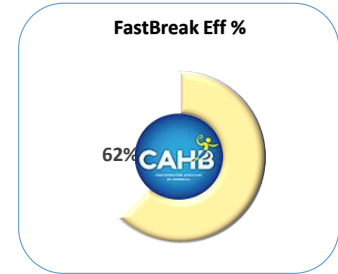
Offense Positional Eff %



Counter Goal Eff %



FastBreak Eff %





26th Men's Handball African Cup Of Nations

Egypt 2024

Perliminary Round



Players Shot Distribution

Match No: 22

Date: 21-1-2024

Time: 15:00

Ref: /



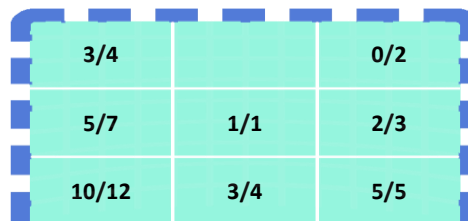
City: Cairo

Cap Vert 29 vs 22 Rd Congo

Cap Vert



(16 - 11) (13 - 11)



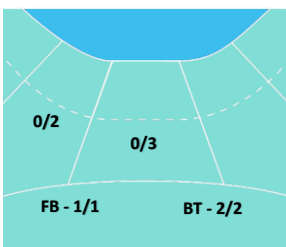
7-missed



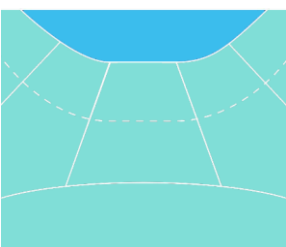
4-Blocked



3 PINA DELCIO



4 SANTOS IVO



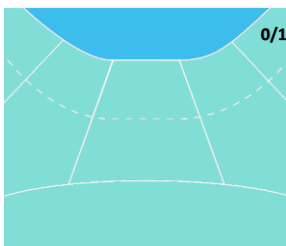
5 ARAUJO EDMILSON



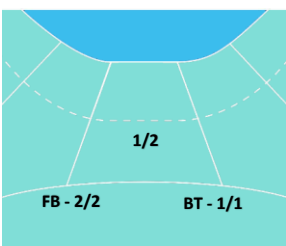
6 SEMEDO LEANDRO



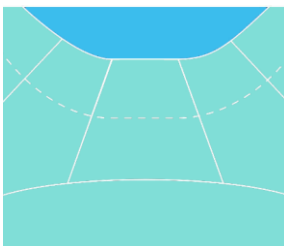
7 FORTES FLAVIO



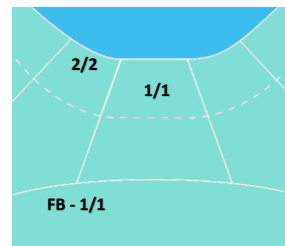
10 LANDIM BRUNO



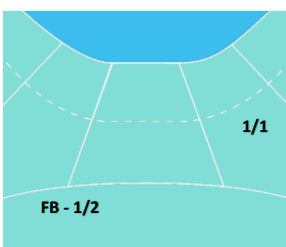
12 FERNANDES ELCIO



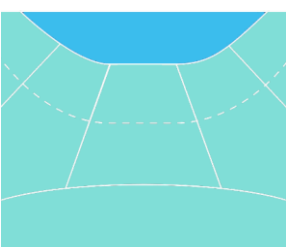
13 MORENO PAULO



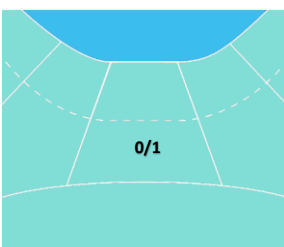
14 PEREIRA ALEXANDRE



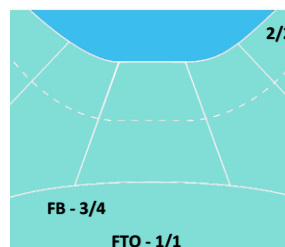
16 GONCALVES EDMILSON



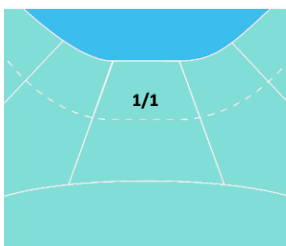
17 ANDRADE RAFAEL



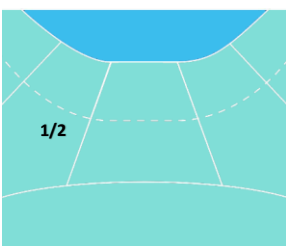
19 FURTADO ADMILSON



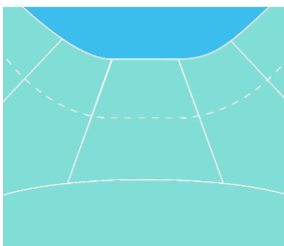
29 LANDIM FELISBERTO



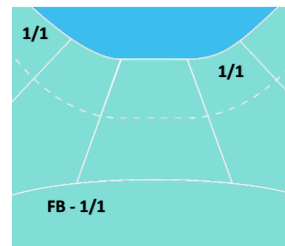
30 SEMEDO ELLEDY



44 FURTADO GUALTHER



88 PINA NELSON





26th Men's Handball African Cup Of Nations

Egypt 2024

Perliminary Round



Players Shot Distribution

Match No: 22

Date: 21-1-2024

Time: 15:00

Ref: /



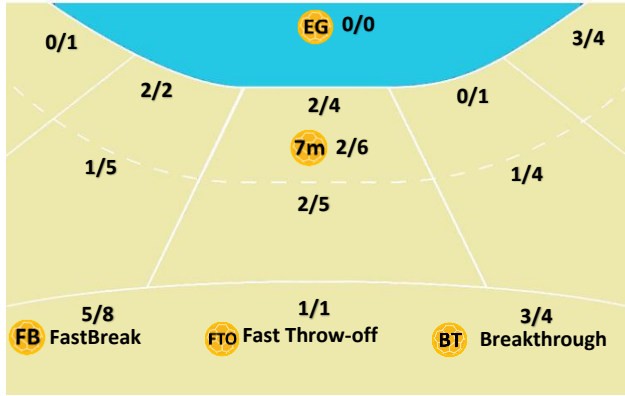
Cap Vert 29 VS 22 Rd Congo

City: Cairo

Rd Congo



(16 - 11) (13 - 11)



| | | |
|-----|-----|-----|
| 3/3 | 1/1 | 1/1 |
| 4/6 | 0/1 | 1/4 |
| 2/4 | 4/5 | 6/7 |

3-missed



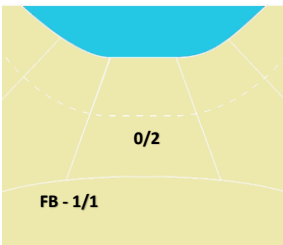
5-post



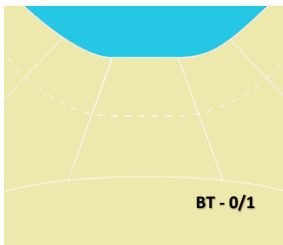
5-Blocked



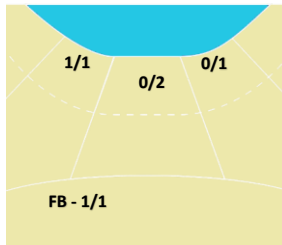
3 EYANGA SIMOKETO B



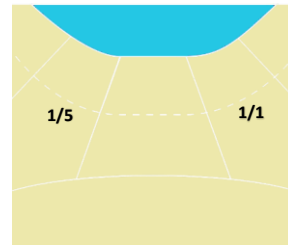
4 YAHOZA M CHRISTIAN



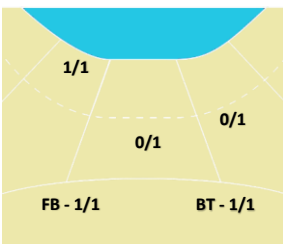
5 NYEMBO GABRIEL



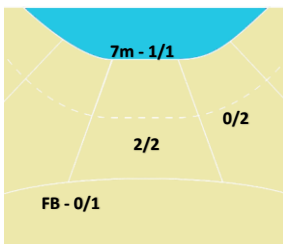
6 NYOKAS OLIVIER



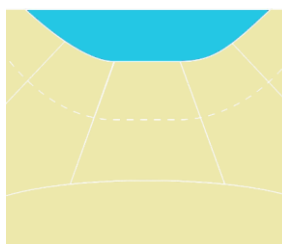
8 RANDRIANTSEHENO MARIUS



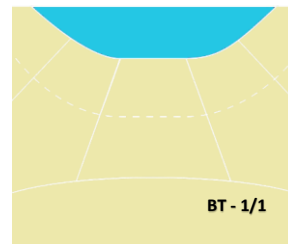
9 BOUTY G ZEPHIRIN



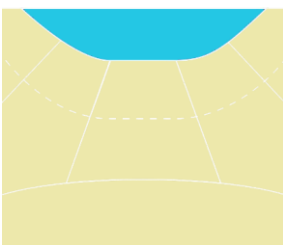
10 NGOULO QENTIN ANDRE



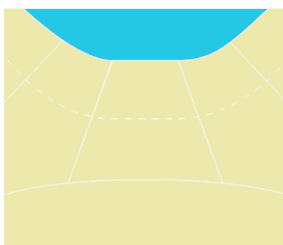
11 NGANDO O ADAM



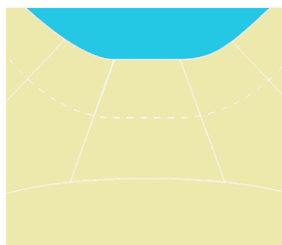
12 TSHIMANGA KARL



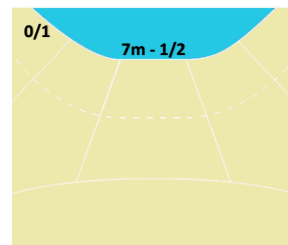
15 MVUMBI GAUTHIER



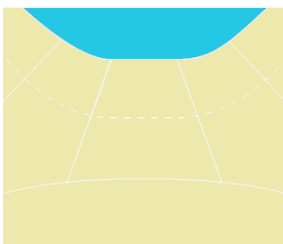
16 MANGOBA M PRINCE J



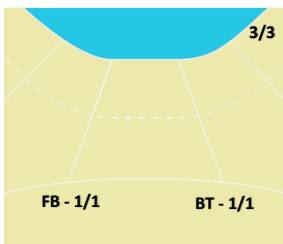
17 KIANGEBENI K JOHAN



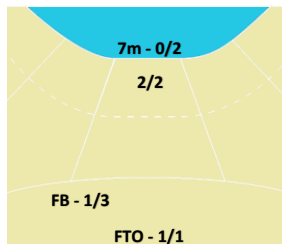
22 BEAUREGARD M FREDERIC



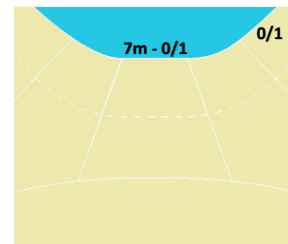
26 LUFUANITU TAHU



68 TCHITOMBI AURELIEN M



75 CORNEIL OLIVIER STEEVEN





26th Men's Handball African Cup Of Nations

Egypt 2024



Perliminary Round

GoalKeeper Saves / Shots distribution

Match No: 22

Ref: /

Date: 21-1-2024

Time: 15:00

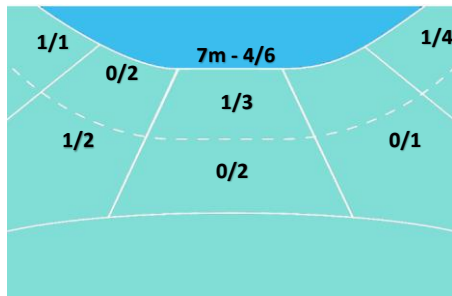
City: Cairo

Cap Vert

Cap Vert 29 vs 22 Rd Congo

Rd Congo

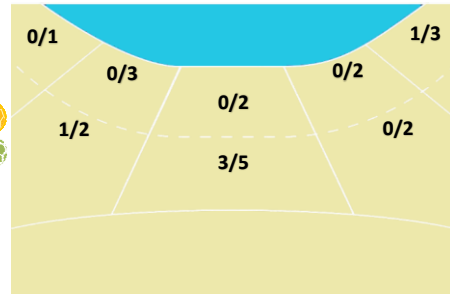
(16 - 11) (13 - 11)



Goalkeepers Saves / Shots

S 10-saves
G 22-R.Goals

9-saves
29-R.Goals



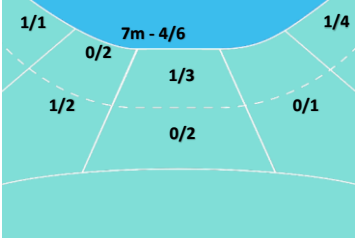
BT Breakthrough - 0/3

| | | |
|-----|-----|-----|
| 0/3 | 0/1 | 0/1 |
| 2/6 | 1/1 | 3/4 |
| 2/4 | 1/5 | 1/7 |

FB Fastbreak - 2/7

FTO Fast Throw-off - 0/1

12 FERNANDES ELCIO



| | | |
|-----|-----|-----|
| 0/3 | 0/1 | 0/1 |
| 2/6 | 1/1 | 3/4 |
| 2/4 | 1/5 | 1/7 |

Breakthrough - 0/3
Fastbreak - 2/7
Fast Throw-off - 0/1

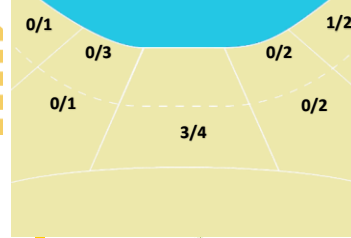
S 10-saves
G 22-R.Goals

BT Breakthrough - 0/3

| | | |
|------|-----|-----|
| 1/4 | 2/2 | |
| 2/7 | 0/1 | 1/3 |
| 2/12 | 1/4 | 0/5 |

Empty Goal - 1
Fastbreak - 3/12
Fast Throw-off - 1/2

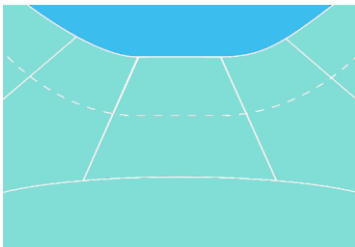
12 TSHIMANGA KARL



BT Breakthrough - 0/3
FB Fastbreak - 3/9
FTO Fast Throw-off - 1/1

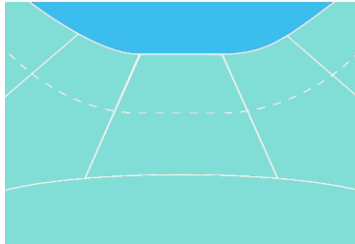
S 8-saves
G 20-R.Goals

16 GONCALVES EDMILSON

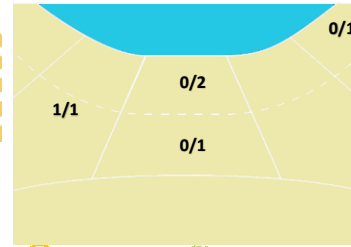
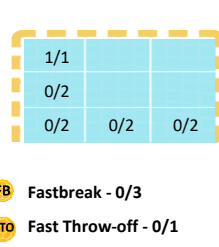


| | | |
|-----|-----|-----|
| 0/3 | 0/1 | 0/1 |
| 2/6 | 1/1 | 3/4 |
| 2/4 | 1/5 | 1/7 |

0



16 MANGOBA M PRINCE J



FB Fastbreak - 0/3
FTO Fast Throw-off - 0/1

S 1-saves
G 8-R.Goals

G R.Goals :Receive Goals = numbers of Goals That Goalkeeper Received

S saves :numbers of shots that Goalkeeper saved





26th Men's Handball African Cup Of Nations

Egypt 2024

Perliminary Round



7m caused / Breakthrough Positions

Match No: 22

Ref: /

Cap Vert

Date: 21-1-2024

Time : 15:00

City : Cairo

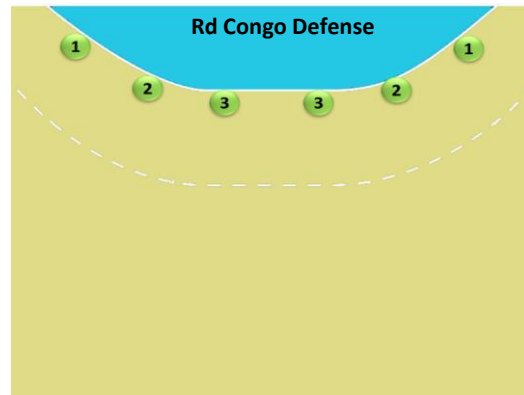
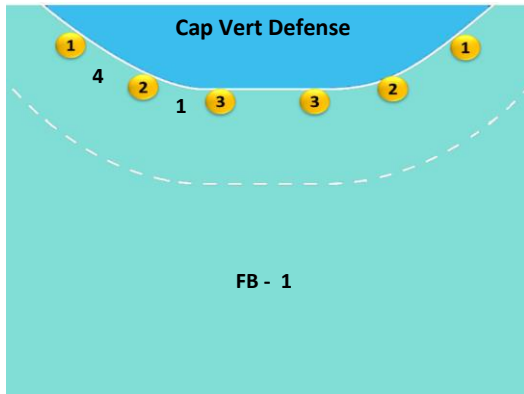


Cap Vert 29 vs 22 Rd Congo

(16 - 11) (13 - 11)

Rd Congo

7m Caused Positions



Breakthrough Positions

