



26th Men's Handball African Cup Of Nations

Egypt 2024 Preliminary Round



Fast Result Statistics

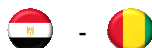
Match No: 8

Ref: YOUCEF BELKHIRI/SID ALI HAMDI(Alg)

Date: 17-01-24

Time : 20:00

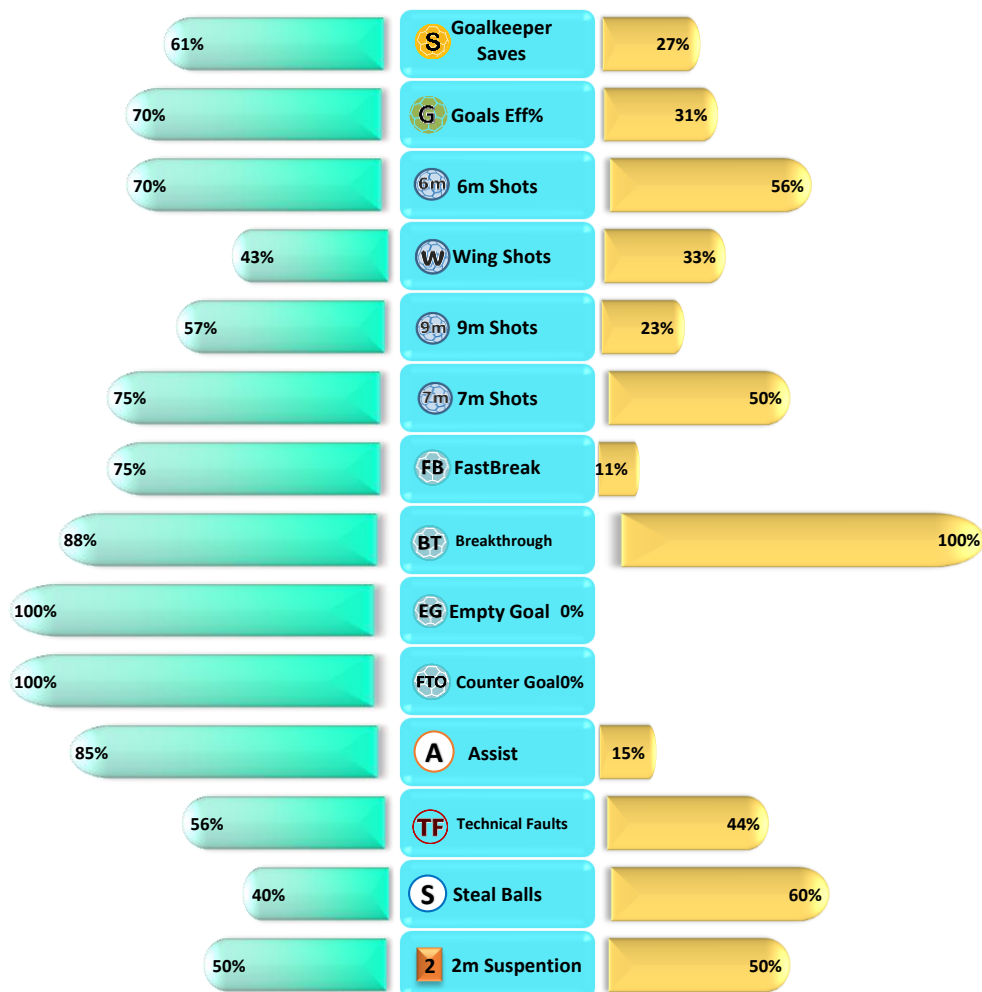
City : Cairo



Egypte 33 vs 15 Guinee
(18 - 7) (15 - 8)

Egypte

Guinee





Match Team Statistics

Date: 17-01-24

Match No: 8

Time: 20:00

Ref: YUCEF BELKHIRI/SID ALI HAMDI(ALG)

Attendance: 1200

Egypte



Egypte 33 VS 15 Guinee

(18 - 7) (15 - 8)

| Players | | Shots | | | | | | | | | | Offence | | | Defense | | | Penalties | | | | Efficiency | Eff % |
|------------|-------------------|-------|------|------|-----|-----|-----|-----|-----|-----|-----|---------|----|----|---------|----|-----|-----------|----|----|----|------------|--------|
| No. | Name | G/S | % | 6m | W | 9m | 7m | FB | BT | EG | FTO | A | 7m | TF | S | BS | 7mC | YC | 2M | RC | BC | Degree +/- | % |
| 5 | OMAR YAHIA | 2/2 | 100 | | | 1/1 | | | 1/1 | | | 4 | | 1 | 1 | | | | | | | 1.13 | 56.3 |
| 10 | ABDOU ABDELRAHMAN | 7/10 | 70 | 1/2 | | 1/1 | | 0/1 | 5/6 | | | | 1 | 3 | | | | | | | | 1.29 | 64.3 |
| 17 | NASRALLA AHMED | 1/1 | 100 | 1/1 | | | | | | | | 2 | 1 | 1 | | | | | | | | 1.00 | 50.0 |
| 18 | BRAHIM KHALED | 0/1 | 0 | 0/1 | | | | | | | | | | | | 1 | | | 1 | | | 0.67 | 33.3 |
| 24 | ELMASRY IBRAHIM | | | | | | | | | | | | | | | 1 | 1 | | | | | 0.50 | 25.0 |
| 39 | ELDERAA YEHIA | 2/2 | 100 | | | | | | | | 2/2 | 1 | | | | | | | | | | 1.67 | 83.3 |
| 45 | ELDERAA SEIF | | | | | | | | | | | | | 1 | | | | | | | | 0.00 | 0.0 |
| 48 | ABDELHAK MOHAB | 4/8 | 50 | | | 2/5 | 1/1 | 1/2 | | | | 1 | | | | | | | | | | 1.44 | 72.2 |
| 53 | SAAD AKRAM | 1/5 | 20 | | 1/4 | | 0/1 | | | | | | | 1 | | | | | | | | 1.00 | 50.0 |
| 79 | NAFEA AHMED | 6/7 | 85.7 | 2/2 | 2/3 | | | 2/2 | | | | | | | | | 1 | | | | | 1.63 | 81.3 |
| 80 | ABDEL AHMED | 2/2 | 100 | 2/2 | | | | | | | | | 1 | | | | | | | | | 1.67 | 83.3 |
| 88 | HENDAWY KARIM | 1/1 | 100 | | | | | | | 1/1 | | | | 1 | | | | | | | | 1.00 | 50.0 |
| 89 | MAMDOUH MOHAMED | 0/1 | 0 | 0/1 | | | | | | | | | 1 | 4 | | | | | 1 | | | 0.29 | 14.3 |
| 90 | MOHAMED ALI | 2/2 | 100 | | | | | 1/1 | 1/1 | | | 3 | | 2 | 1 | | | | 1 | | | 0.89 | 44.4 |
| 91 | SANAD MOHAMMAD | 5/5 | 100 | 1/1 | | | 2/2 | 2/2 | | | | | | 1 | | | | | | | | 1.67 | 83.3 |
| 92 | ALY MOHAMED | | | | | | | | | | | | | | | | | | | | | | |
| Bench/Team | | | | | | | | | | | | | | | | | | | | | | - | - |
| Total | | 33/47 | 70.2 | 7/10 | 3/7 | 4/7 | 3/4 | 6/8 | 7/8 | 1/1 | 2/2 | 11 | 4 | 15 | 2 | 2 | 2 | | 3 | | | 1.15 | 57.558 |

| Goalkeepers | | Total shots | | 6m shots | | Wing shots | | 9m shots | | 7m shots | | Fastbreak | | Breakthroughs | | Fast Throw-Off | |
|----------------|---------------|-------------|------|----------|------|------------|------|----------|------|----------|---|-----------|------|---------------|---|----------------|-----|
| NO. | Name | S/S | % | S/S | % | S/S | % | S/S | % | S/S | % | S/S | % | S/S | % | S/S | % |
| 88 | HENDAWY KARIM | 23/38 | 60.5 | 3/8 | 37.5 | 2/3 | 66.7 | 11/16 | 68.8 | 0/1 | 0 | 6/7 | 85.7 | 0/2 | 0 | 1/1 | 100 |
| 92 | ALY MOHAMED | | | | | | | | | | | | | | | | |
| 0 | | | | | | | | | | | | | | | | | |
| Empty net goal | | | | | | | | | | | | | | | | | |
| Total | | 23/38 | 61 | 3/8 | 37.5 | 2/3 | 66.7 | 11/16 | 68.8 | 0/1 | 0 | 6/7 | 85.7 | 0/2 | 0 | 1/1 | 100 |

| Team Shots | | Goals | | | Saved | | | Missed | | | Post | | | Blocked | | | Total | | | | | |
|------------|-----------------------|-------|---|---|-------|---|---|--------|--|--|------|--|--|---------|--|---|-------|---|-----|-----|-----|--|
| | 6m Shots | 7 | | | 3 | | | | | | | | | | | | 10 | | | 70 | | |
| | 6 L 6 C 6 R | 4 | 3 | | | 1 | 2 | | | | | | | | | 4 | 4 | 2 | 100 | 75 | 0 | |
| | Wing Shots | 3 | | | 4 | | | | | | | | | | | | 7 | | | 43 | | |
| | L w R w | 2 | | 1 | 1 | | 3 | | | | | | | | | 3 | | 4 | 67 | | 25 | |
| | 9m Shots | 4 | | | 1 | | | | | | 1 | | | 1 | | | 7 | | | 57 | | |
| | 9 L 9 C 9 R | | 2 | 2 | 1 | | | | | | 1 | | | 1 | | 1 | 4 | 2 | 0 | 50 | 100 | |
| | 7m Shots | 3 | | | 1 | | | | | | | | | N/A | | | 4 | | | 75 | | |
| | Fast Breaks | 6 | | | 2 | | | | | | | | | | | | 8 | | | 75 | | |
| | Breakthroughs | 7 | | | 1 | | | | | | | | | | | | 8 | | | 88 | | |
| | Empty Net Goals | 1 | | | N/A | | | | | | | | | | | | 1 | | | 100 | | |
| | Fast Throw-off | 2 | | | | | | | | | | | | | | | 2 | | | 100 | | |
| Totals | | 33 | | | 12 | | | 0 | | | 1 | | | 1 | | | 47 | | | 70 | | |

Legend :

G/S Goals/shots **%** Efficiency **6m** 6 metre shots **wing** wing shots **9m** 9 metre shots
7m 7 metre shots **FB** FastBreaks **BT** Breakthroughs **EG** Empty Goal **AS** Assists
R7m Receive 7 metre shots **TF** Technical Faults /Turn Over **ST** Steals **BS** Blocked Shots **7mC** 7 metre Caused
YC Yellow Card **2m** 2Minute suspensions **RC** Red Card **BC** Blue Card **S/S** Saves/Shots
L Left Shots **C** Center Shots **R** Right Shots **FTO** Fast Throw-off **N/A** Not Applicable

Eff Deg +/- : The result of apply a mathematical algorithm that takes into account positive and negative situations depends on the balance of appreciation of the situations.

Eff % : Percentage of Efficiency based on the positive and negative attitudes of the player

Match Team Statistics

Match No: 8

Ref: YUCEF BELKHIRI/SID ALI HAMDI(ALG)

Date: 17-01-24

Time : 20:00

Attendance : 1200

Egypte 33 VS 15 Guinee
(18 - 7) (15 - 8)

Egypte



Shots Distribution

Players

Goals / Shots

5 OMAR YAHIA

| | | |
|-----|--|--|
| | | |
| 1/1 | | |
| 1/1 | | |

10 ABDOU ABDELRAHM

| | | |
|-----|-----|-----|
| 1/1 | 1/1 | 1/1 |
| 0/1 | | 1/1 |
| 1/1 | 0/2 | 2/2 |

17 NASRALLA AHMED

| | | |
|--|--|-----|
| | | |
| | | 1/1 |
| | | |

18 BRAHIM KHALED

| | | |
|-----|--|--|
| | | |
| 0/1 | | |
| | | |

24 ELMASRY IBRAHIM

| | | |
|--|--|--|
| | | |
| | | |
| | | |

39 ELDERAA YEHIA

| | | |
|-----|--|-----|
| | | |
| | | |
| 1/1 | | 1/1 |

45 ELDERAA SEIF

| | | |
|--|--|--|
| | | |
| | | |
| | | |

48 ABDELHAK MOHAB

| | | |
|-----|-----|-----|
| 1/1 | | 0/1 |
| 1/1 | 0/1 | 2/2 |
| | | |

53 SAAD AKRAM

| | | |
|-----|--|-----|
| | | |
| 0/1 | | 1/3 |
| | | 0/1 |

79 NAFEA AHMED

| | | |
|-----|-----|-----|
| | | |
| 1/1 | | |
| 2/2 | 0/1 | 3/3 |

80 ABDEL AHMED

| | | |
|-----|--|-----|
| | | |
| | | 1/1 |
| 1/1 | | |

88 HENDAWY KARIM

| | | |
|--|-----|--|
| | | |
| | | |
| | 1/1 | |

1-post 1-Blocked
P B

89 MAMDOUH MOHAM

| | | |
|--|--|-----|
| | | |
| | | 0/1 |
| | | |

90 MOHAMED ALI

| | | |
|-----|--|-----|
| 1/1 | | 1/1 |
| | | |
| | | |

91 SANAD MOHAMMAL

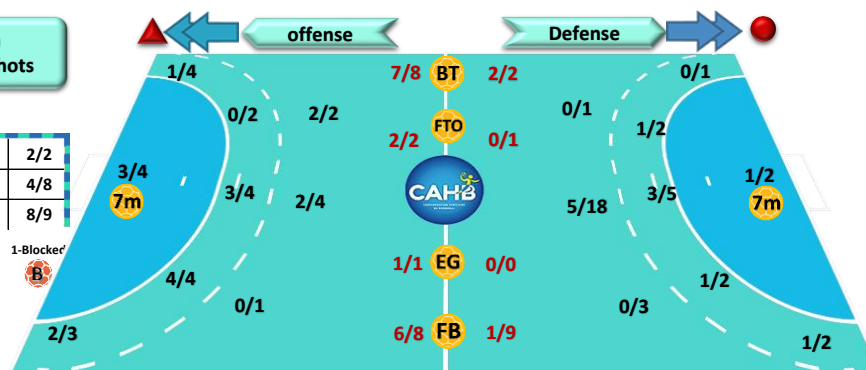
| | | |
|-----|-----|--|
| 1/1 | | |
| | | |
| 3/3 | 1/1 | |

92 ALY MOHAMED

| | | |
|--|--|--|
| | | |
| | | |
| | | |

Team Goals / Shots

| | | |
|-------|-----|-----|
| 4/4 | 1/1 | 2/2 |
| 2/5 | | 4/8 |
| 10/10 | 2/6 | 8/9 |

1-post 1-Blocked
P B


Goalkeepers Saves / Shots

| | | |
|------|-----|-----|
| 3/3 | | 1/1 |
| 2/4 | 2/2 | 5/8 |
| 7/10 | 1/2 | 2/8 |

23-saves 15-R.Goals
S G

88 HENDAWY KARIM

| | | |
|------|-----|-----|
| 3/3 | | 1/1 |
| 2/4 | 2/2 | 5/8 |
| 7/10 | 1/2 | 2/8 |

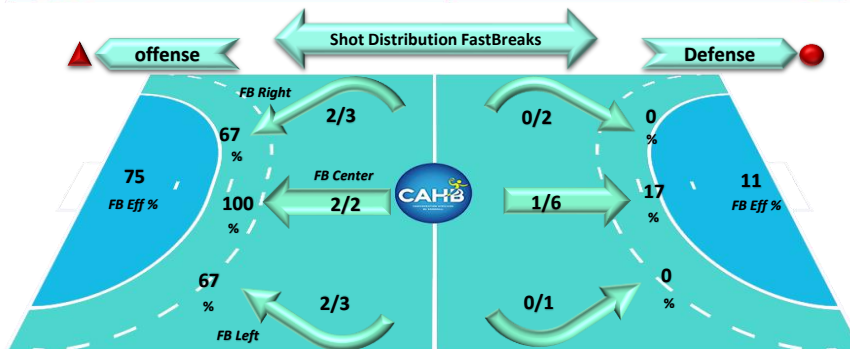
23-saves 15-R.Goals
S G

92 ALY MOHAMED

| | | |
|--|--|--|
| | | |
| | | |
| | | |

0

| | | |
|--|--|--|
| | | |
| | | |
| | | |



Overview Performance Statistics

Match No: 8

Ref: YUCEF BELKHIRI/SID ALI HAMDI(ALG)

Date: 17-01-24

Time : 20:00

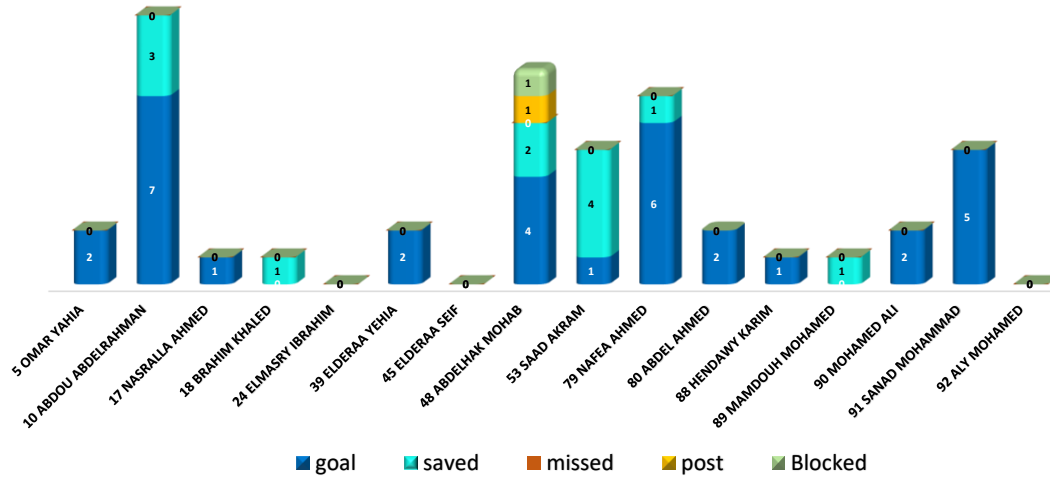
Attendance 1200



Egypte 33 VS 15 Guinee

(18 - 7) (15 - 8)

Egypte

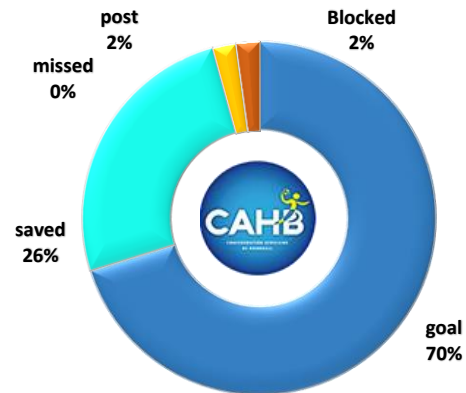

Shots Results
Individual Performance


Goalkeepers Saves /Goals



| Goalkeepers | Receive Goals | saves | Efficiency % |
|-------------|---------------|-------|--------------|
| Egypte | 15 | 23 | 61 |

Shots Results



| Egypte | Goals | Failed Shots | Efficiency % |
|-----------------------|-------|--------------|--------------|
| Offense Possitional % | 25 | 12 | 68 |
| Counter Goal % | 2 | 0 | 100 |
| FastBreak % | 6 | 2 | 75 |

Offense Possitional %



Counter Goal %



FastBreak %



Match Team Statistics

Date : 17-01-24

Match No: 8

time : 20:00

Ref: YOUCEF BELKHIRI/SID ALI HAMDI(ALG)

Guinee

















Egypte 33 VS 15 Guinee

(18 - 7) (15 - 8)

| Players | | Shots | | | | | | | | | | Offence | | | Defense | | | Penalties | | | | Efficiency | Eff % |
|------------|-----------------------|-------|------|-----|------|------|-----|-----|-----|----|-----|---------|----|----|---------|----|-----|-----------|----|----|----|------------|-------|
| No. | Name | G/S | % | 6m | Wing | 9m | 7m | FB | BT | EG | FTO | AS | 7m | TF | S | BS | 7mC | YC | 2M | RC | BC | Degree +/- | % |
| 1 | DIALLO SIREOUMAR | 1/2 | 50 | | | | | 1/2 | | | | | | 1 | | 1 | | | | | | 1.00 | 50.0 |
| 7 | SISSIKO SAMBOU | 3/6 | 50 | 3/6 | | | | | | | | | | | | | | 1 | | | | 1.29 | 64.3 |
| 10 | BARADJI OMAR | 0/2 | 0 | | | 0/2 | | | | | | | | | | | | | | | | 1.00 | 50.0 |
| 17 | PASQUET LILIAN | | | | | | | | | | | | | | | | | | | | | | |
| 19 | CORCHER ADJIRI | 1/7 | 14.3 | | | 1/3 | | 0/3 | | | 0/1 | | 2 | 2 | 3 | | 1 | | 1 | | | 0.81 | 40.6 |
| 24 | DOISEL FENOTINA BRYAN | 2/7 | 28.6 | 1/1 | 0/1 | 0/1 | | 0/3 | 1/1 | | | | | | | | | 1 | | | | 1.13 | 56.3 |
| 28 | PITRE JORDAN | 0/5 | 0 | 0/1 | | 0/4 | | | | | | | | 3 | | | | | | | | 0.63 | 31.3 |
| 29 | TOURE BOUBOU | 3/8 | 37.5 | 1/1 | | 2/6 | | 0/1 | | | | 1 | | 1 | | | 1 | | | | | 1.09 | 54.5 |
| 70 | SYLLA MOHAMED LAMINE | | | | | | | | | | | | | | | | | | | | | | |
| 77 | EPONOUH DAVID MICHEE | 3/7 | 42.9 | | | 2/6 | | | 1/1 | | | 1 | | 3 | | | 2 | | 1 | | | 0.79 | 39.3 |
| 94 | JABEA NJIO BYAN | | | | | | | | | | | | | | | | | | | | | | |
| 95 | PIERRE RUBENS | | | | | | | | | | | | | 1 | | | | | | | | 0.00 | 0.0 |
| 97 | LEBON MANNOU | 2/4 | 50 | | 1/2 | | 1/2 | | | | | | | 1 | | | | | | | | 1.20 | 60.0 |
| 0 | | | | | | | | | | | | | | | | | | | | | | | |
| 0 | | | | | | | | | | | | | | | | | | | | | | | |
| 0 | | | | | | | | | | | | | | | | | | | | | | | |
| Bench/Team | | | | | | | | | | | | | | | | | | | | | | - | - |
| Total | | 15/48 | 31.3 | 5/9 | 1/3 | 5/22 | 1/2 | 1/9 | 2/2 | | 0/1 | 2 | 2 | 12 | 3 | 1 | 4 | 1 | 3 | | | 0.93 | 46.7 |

| Goalkeepers | | total shots | | 6m shots | | Wing shots | | 9m shots | | 7m shots | | Fastbreak | | Breakthroughs | | Fast Throw-Off | |
|----------------|-----------------|-------------|----|----------|------|------------|------|----------|----|----------|------|-----------|------|---------------|----|----------------|---|
| NO. | Name | S/S | % | S/S | % | S/S | % | S/S | % | S/S | % | S/S | % | S/S | % | S/S | % |
| 94 | JABEA NJIO BYAN | 0/7 | 0 | 0/1 | 0 | | | 0/1 | 0 | 0/1 | 0 | 0/1 | 0 | 0/3 | 0 | | |
| 95 | PIERRE RUBENS | 12/37 | 32 | 3/9 | 33.3 | 4/7 | 57.1 | 1/4 | 25 | 1/3 | 33.3 | 2/7 | 28.6 | 1/5 | 20 | 0/2 | 0 |
| 0 | | | | | | | | | | | | | | | | | |
| Empty net goal | | 1 | | | | | | | | | | | | | | | |
| Total | | 12/45 | 27 | 3/10 | 30 | 4/7 | 57.1 | 1/5 | 20 | 1/4 | 25 | 2/8 | 25 | 1/8 | 13 | 0/2 | 0 |

| Team Shots | | Goals  | | Saved  | | Missed  | | Post  | | Blocked  | | Total | | %  | |
|---|-----------------|---|---|---|---|--|---|--|--|---|---|-------|----|---|----|
|  | 6m Shots | 5 | | 3 | | | | 1 | | | | 9 | | 56 | |
| 6 L | 6 C | 1 | 3 | 1 | 1 | 2 | | | | | 1 | 2 | 5 | 2 | 50 |
|  | Wing Shots | 1 | | 2 | | | | | | | | 3 | | 33 | |
| L w | R w | | | 1 | 1 | | 1 | | | | | 1 | | 2 | 50 |
|  | 9m Shots | 5 | | 11 | | 4 | | | | 2 | | 22 | | 23 | |
| 9 L | 9 C | | 5 | | 1 | 8 | 2 | | | | 2 | 1 | 18 | 3 | 28 |
|  | 7m Shots | 1 | | | | | | 1 | | N/A | | 2 | | 50 | |
|  | Fast Breaks | 1 | | 6 | | | | 2 | | | | 9 | | 11 | |
|  | Breakthroughs | 2 | | | | | | | | | | 2 | | 100 | |
|  | Empty Net Goals | | | N/A | | | | | | | | 0 | | 0 | |
|  | Fast Throw-off | | | 1 | | | | | | | | 1 | | 0 | |
| Totals | | 15 | | 23 | | 4 | | 4 | | 2 | | 48 | | 31 | |

Legend :

G/S Goals/shots % Efficiency 6m 6 metre shots wing wing shots 9m 9 metre shots
7m 7 metre shots FB FastBreaks BT Breakthroughs EG Empty Goal AS Assists
R7m Receive 7 metre shots TF Technical Faults /Turn Over ST Steals BS Blocked Shots 7mC 7 metre Caused
YC Yellow Card 2m 2Minute suspensions RC Red Card BC Blue Card S/S Saves/Shots

Eff Deg +/- :The result of apply a mathematical algorithm that takes into account positive and negative situations depends on the balance of appreciation of the situations.

Eff % : Percentage of Efficiency based on the positive and negative attitudes of the player

Match Team Statistics

Match No: 8

Ref: **YOUCEF BELKHIRI/SID ALI HAMDIA(Alg)**

Date: 17-01-24

Time : 20:00

Attendance : 1200

Egypte 33 vs 15 **Guinee**
18 - 7) (15 - 8)

Guinee

Shots Distribution

Players

Goals / Shots

| | | | | | |
|--------------------|------------------|---------------------|---------------------|--------------------|-----------------------|
| 1 DIALLO SIREOUMAR | 7 SISSIKO SAMBOU | 10 BARADJI OMAR | 17 PASQUET LILIAN | 19 CORCHER ADJIRI | 24 DOISEL FENOTINA BR |
| 0/1 | 0/1 | 0/1 | | 0/1 | 0/1 |
| 1/1 | 1/2 | | | 0/3 | 1/1 |
| | 0/1 | | | 1/2 | 1/2 |
| | 2/2 | | | | 0/1 |
| | | 1-missed | | 1-missed | 2-post |
| | | M | | M | P |
| 28 PITRE JORDAN | 29 TOURE BOUBOU | 70 SYLLA MOHAMED LA | 77 EPONOUH DAVID MI | 94 JABEA NJIO BYAN | 95 PIERRE RUBENS |
| 0/1 | | | 0/1 | | |
| 0/1 | 1/1 | | 1/1 | | |
| 0/1 | 1/2 | | 0/1 | | |
| | 0/1 | | 2/2 | | |
| | 0/1 | | | | |
| 1-post | 1-Blocked | 1-Blocked | 2-missed | | |
| P | B | B | M | | |
| 97 LEBON MANNOU | 0 | 0 | 0 | | |
| | | | | | |
| 0/1 | | | | | |
| 1/1 | | | | | |
| 1/1 | | | | | |
| 1-post | | | | | |
| P | | | | | |

Team
Goals / Shots

| | | |
|------|-----|-----|
| 0/3 | | 0/1 |
| 2/4 | 0/2 | 3/8 |
| 3/10 | 1/2 | 6/8 |

4-missed 4-post 2-Blocked

M **P** **B**



Goalkeepers
Saves / Shots

| | | |
|------|-----|-----|
| 0/4 | 0/1 | 0/2 |
| 3/5 | | 4/8 |
| 0/10 | 4/6 | 1/9 |

12-saves 33-R.Goals

94 JABEA NJIO BYAN

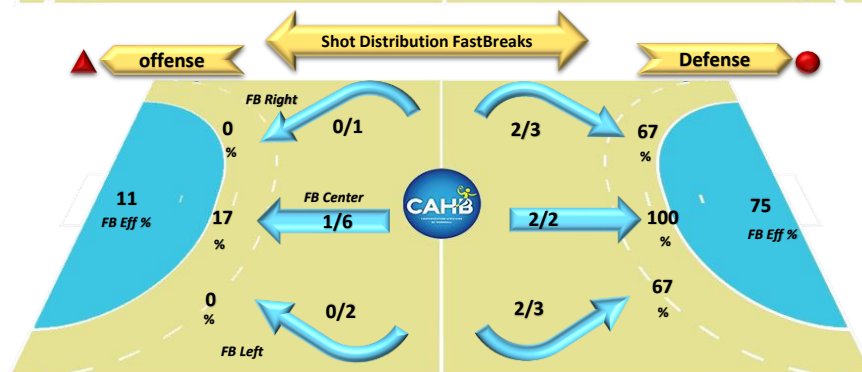

| | | |
|-----|--|-----|
| 0/1 | | 0/1 |
| | | 0/1 |
| 0/2 | | 0/2 |

7-R.Goals

95 PIERRE RUBENS

| | | |
|-----|-----|-----|
| 0/3 | 0/1 | 0/1 |
| 3/5 | | 4/7 |
| 0/8 | 4/5 | 1/7 |

12-saves **25-R.Goals**



Overview Performance Statistics

Match No: 8

Ref: YOUCEF BELKHIRI/SID ALI HAMDI(ALG)

Date: 17-01-24

Time : 20:00

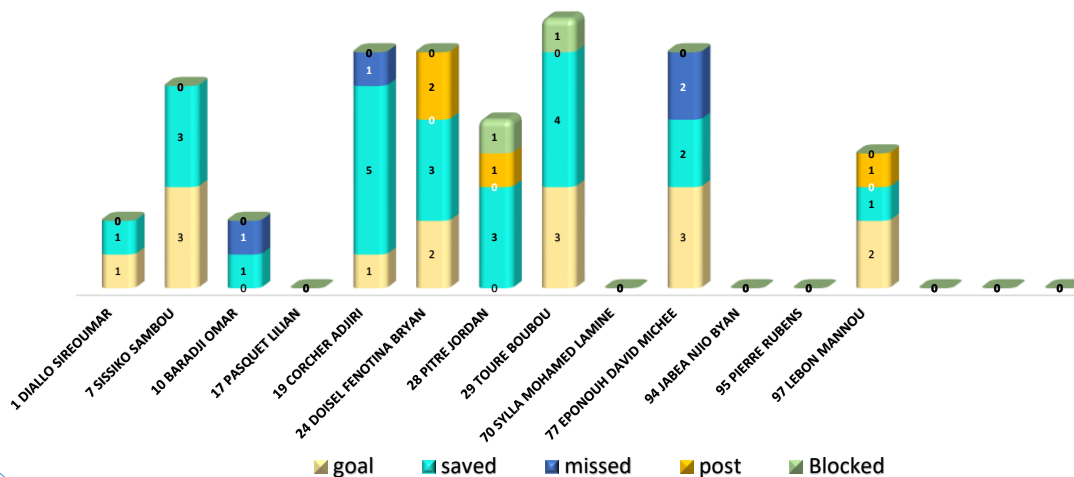
Attendance 1200



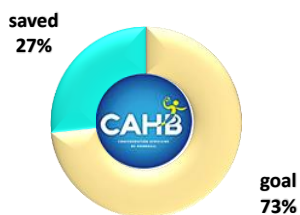
Egypte 33 VS 15 Guinee

(18 - 7) (15 - 8)

Guinee

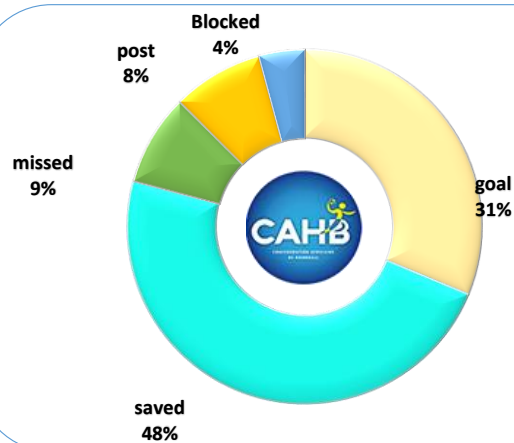

Shots Results
Individual Performance


Goalkeepers Saves /Goals



| Goalkeepers | Receive Goals | saves | Efficiency % |
|-------------|---------------|-------|--------------|
| Guinee | 33 | 12 | 27 |

Shots Results



| Guinee | Goals | Failed Shots | Efficiency % |
|-----------------------|-------|--------------|--------------|
| Offense Possitional % | 16 | 24 | 40 |
| Counter Goal % | 0 | 1 | 0 |
| FastBreak % | 1 | 8 | 11 |

Offense Possitional %

40%



Counter Goal %

0%



11%

FastBreak %



Players Shot Distribution

Match No: 8

Ref: **YOUCEF BELKHIRI/SID ALI HAMDI(Alg)**

Date: 17-01-24

Time : 20:00

City : Cairo

Egypte



Egypte 33 vs 15 Guinee

(18 - 7) (15 - 8)



| | | |
|-------|-----|-----|
| 4/4 | 1/1 | 2/2 |
| 2/5 | | 4/8 |
| 10/10 | 2/6 | 8/9 |

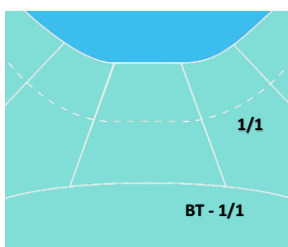
1-post



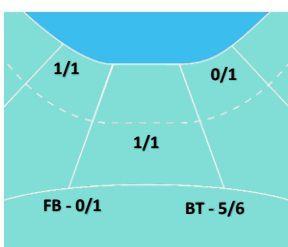
1-Blocked



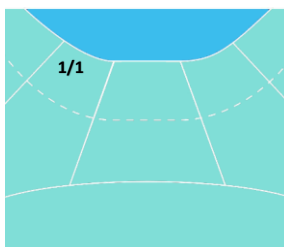
5 OMAR YAHIA



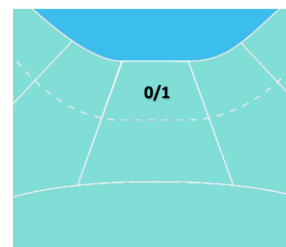
10 ABDOU ABDELRAHMAN



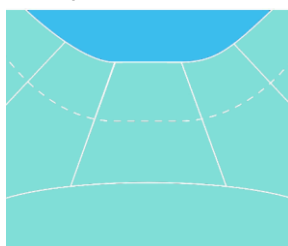
17 NASRALLA AHMED



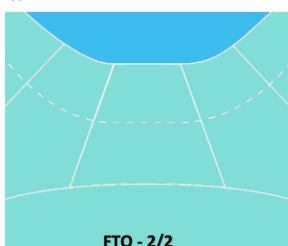
18 BRAHIM KHALED



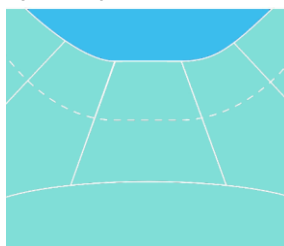
24 ELMASRY IBRAHIM



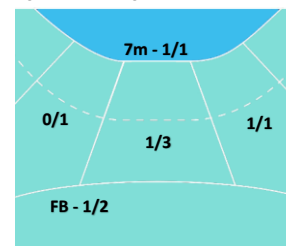
39 ELDERAA YEHIA



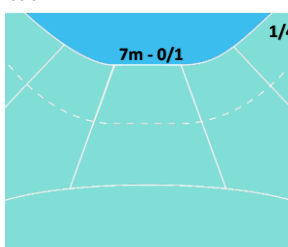
45 ELDERAA SEIF



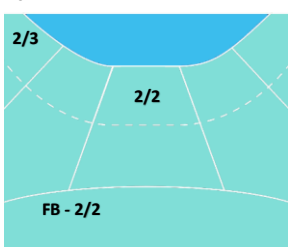
48 ABDELHAK MOHAB



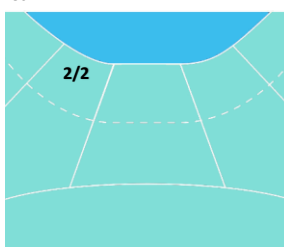
53 SAAD AKRAM



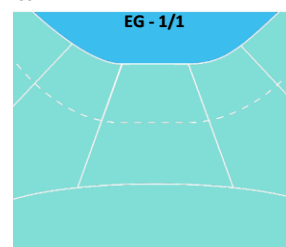
79 NAFEA AHMED



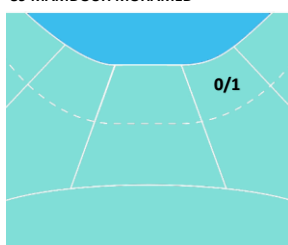
80 ABDEL AHMED



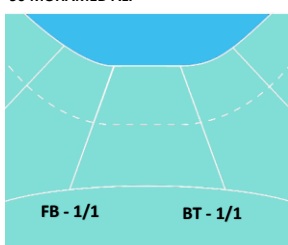
88 HENDAWY KARIM



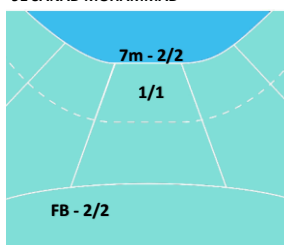
89 MAMDOUH MOHAMED



90 MOHAMED ALI



91 SANAD MOHAMMAD



92 ALY MOHAMED





26th Men's Handball African Cup Of Nations

Egypt 2024

Perliminary Round



Players Shot Distribution

Match No: 8

Ref: YOUSEF BELKHIRI/SID ALI HAMDI(ALG)

Date: 17-01-24

Time : 20:00

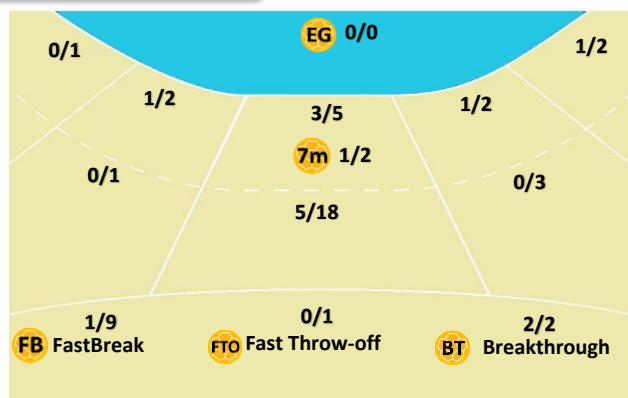
City : Cairo

Egypte 33 VS 15 Guinee

Guinee

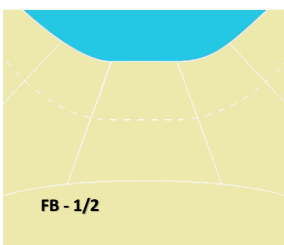


(18 - 7) (15 - 8)

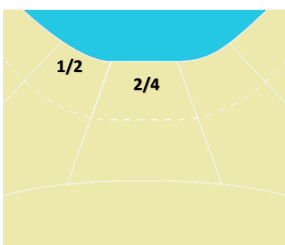


| | | |
|---------------|-------------|----------------|
| 0/3 | | 0/1 |
| 2/4 | 0/2 | 3/8 |
| 3/10 | 1/2 | 6/8 |
| 4-missed M | 4-post P | 2-Blocked B |

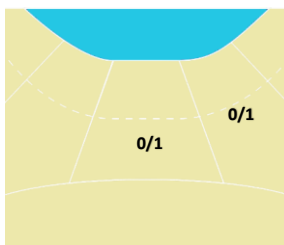
1 DIALLO SIREOUMAR




7 SISSIKO SAMBOU



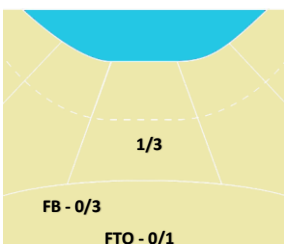
10 BARADJI OMAR



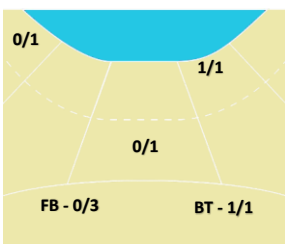
17 PASQUET LILIAN



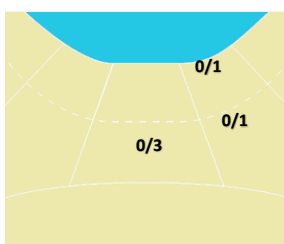
19 CORCHER ADJIRI



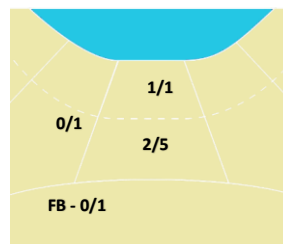
24 DOISEL FENOTINA BRYAN



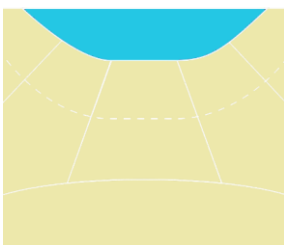
28 PITRE JORDAN



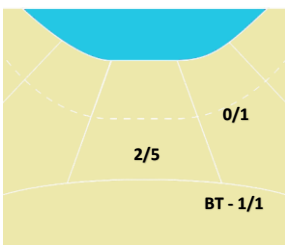
29 TOURE BOUBOU



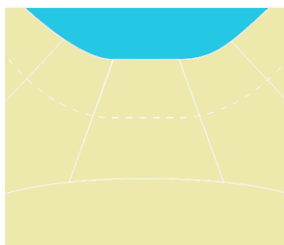
70 SYLLA MOHAMED LAMINE



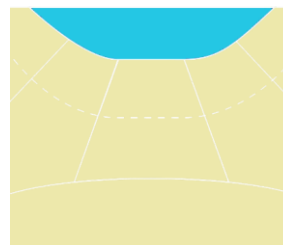
77 EPONOUH DAVID MICHEE



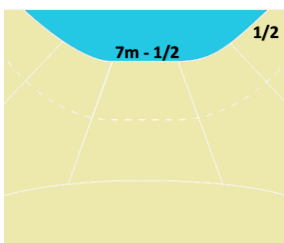
94 JABEA NJIO BYAN



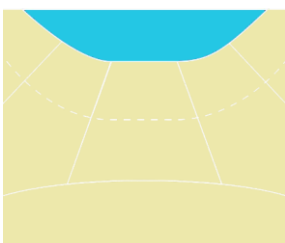
95 PIERRE RUBENS



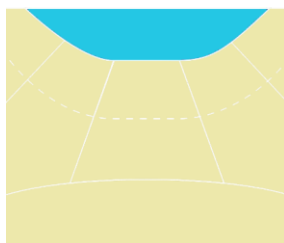
97 LEBON MANNOU



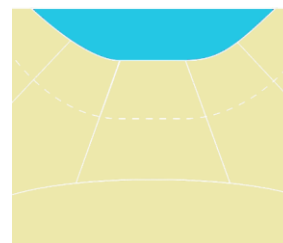
0



0



0





26th Men's Handball African Cup Of Nations

Egypt 2024

Perliminary Round



GoalKepr Saves / Shots distribution

Match No: 8

Ref: YUCEF BELKHIRI/SID ALI HAMDI(ALG)

Date: 45308

Time : 20:00

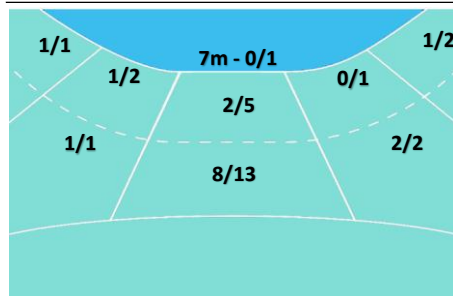
City : Cairo

Egypte

Egypte 33 vs 15 Guinee

Guinee

(18 - 7) (15 - 8)



S 23-saves
G 15-R.Goals

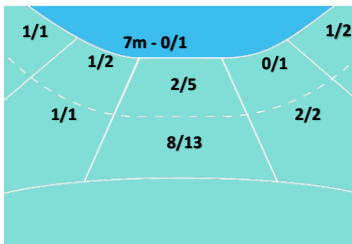
BT Breakthrough - 0/2

FB Fastbreak - 6/7

FTO Fast Throw-off - 1/1

| | | |
|------|-----|-----|
| 3/3 | | 1/1 |
| 2/4 | 2/2 | 5/8 |
| 7/10 | 1/2 | 2/8 |

88 HENDAWY KARIM



S 23-saves
G 15-R.Goals

| | | |
|------|-----|-----|
| 3/3 | | 1/1 |
| 2/4 | 2/2 | 5/8 |
| 7/10 | 1/2 | 2/8 |

Breakthrough - 0/2

Fastbreak - 6/7

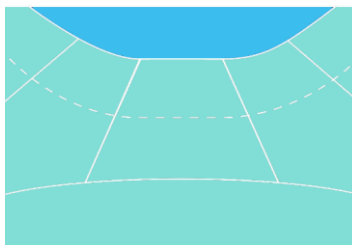
Fast Throw-off - 1/1

BT

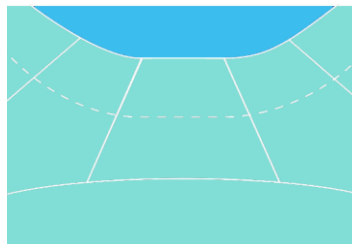
FB

FTO

92 ALY MOHAMED



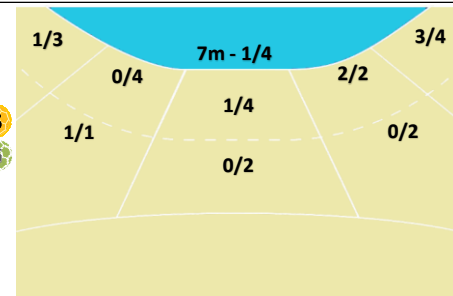
0



Goalkeepers
Saves / Shots



12-saves
33-R.Goals



S 12-saves
G 33-R.Goals

| | | |
|------|-----|-----|
| 0/4 | 0/1 | 0/2 |
| 3/5 | | 4/8 |
| 0/10 | 4/6 | 1/9 |

Breakthrough - 1/8

Empty Goal - 1

Fastbreak - 2/8

Fast Throw-off - 0/2

BT

EG

FB

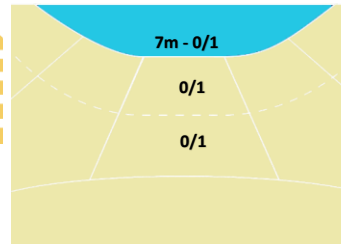
FTO

94 JABEA NJIO BYAN

| | | |
|-----|--|-----|
| 0/1 | | 0/1 |
| | | 0/1 |
| 0/2 | | 0/2 |

BT Breakthrough - 0/3

FB Fastbreak - 0/1



G 7-R.Goals

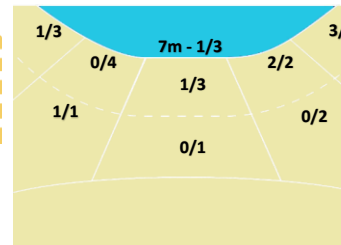
95 PIERRE RUBENS

| | | |
|-----|-----|-----|
| 0/3 | 0/1 | 0/1 |
| 3/5 | | 4/7 |
| 0/8 | 4/5 | 1/7 |

BT Breakthrough - 1/5

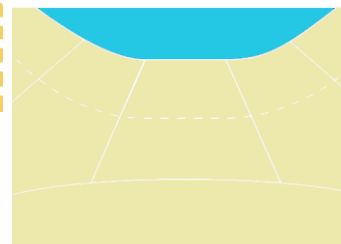
FB Fastbreak - 2/7

FTO Fast Throw-off - 0/2



S 12-saves
G 25-R.Goals

0



G R.Goals :Receive Goals = numbers of Goals That Goalkeeper Received
S saves :numbers of shots that Goalkeeper saved





26th Men's Handball African Cup Of Nations

Egypt 2024

Perliminary Round



7m caused / Breakthrough Positions

Match No: 8

Ref: YOUSEF BELKHIRI/SID ALI HAMDI(ALG)

Date: 45308

Time : 20:00

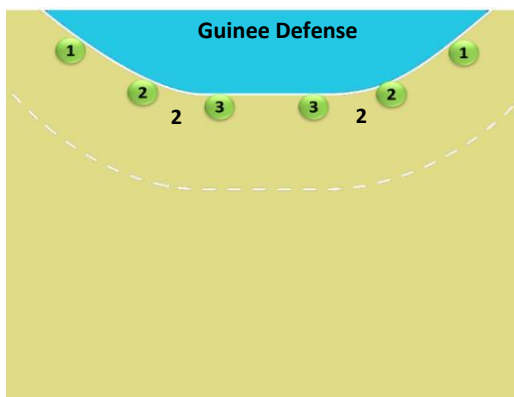
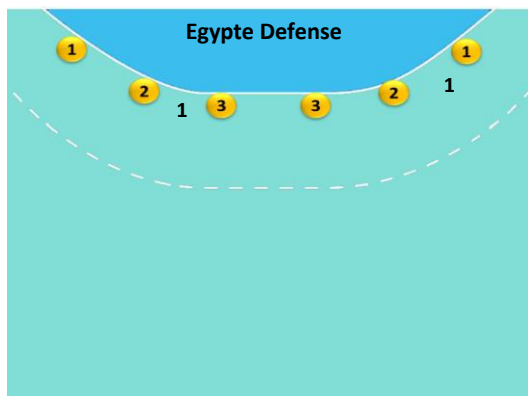
City : Cairo

Egypte

 - 
Egypte 33 vs 15 Guinee
(18 - 7) (15 - 8)

Guinee

7m Caused Positions



Breakthrough Positions

